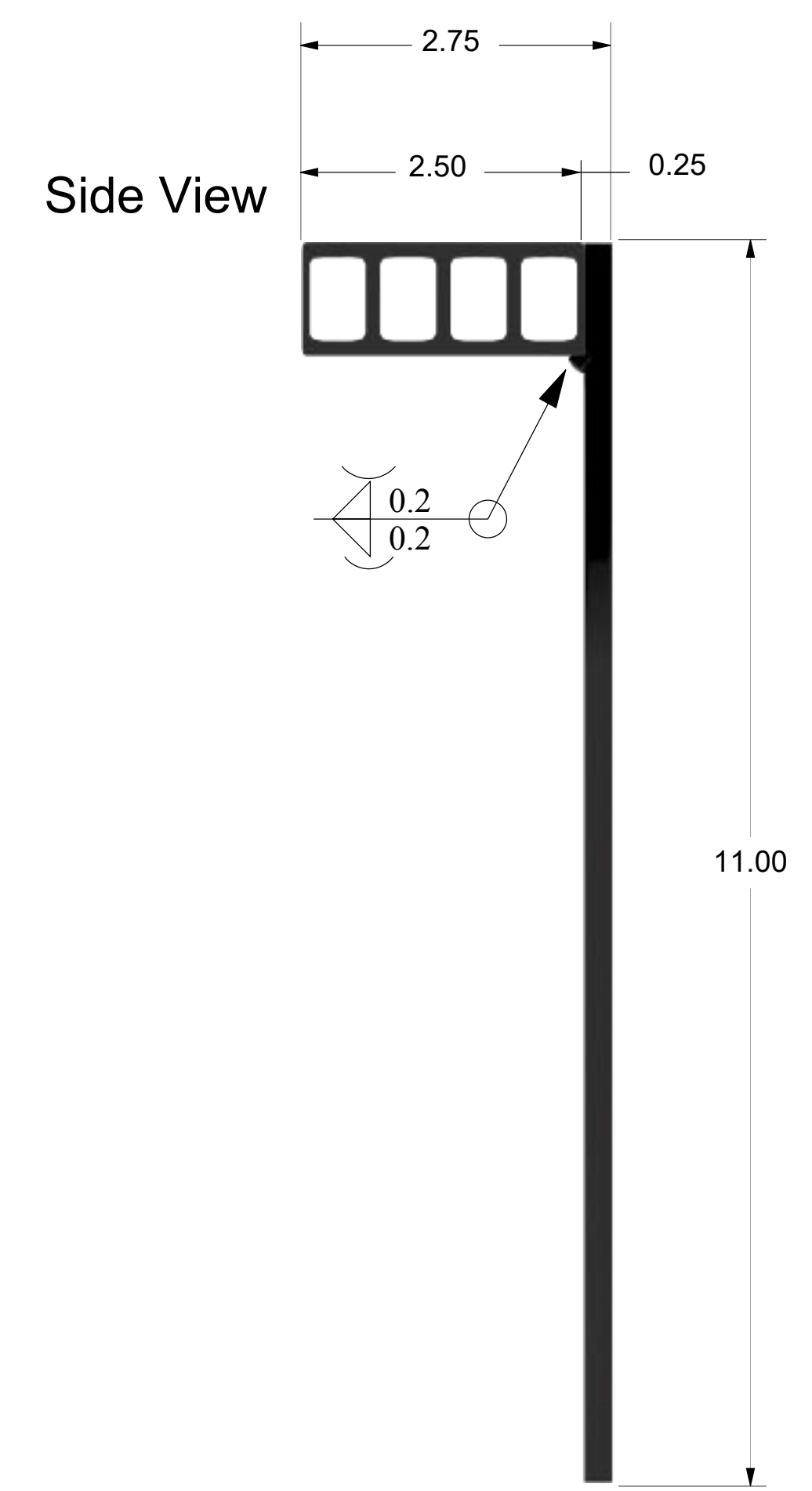
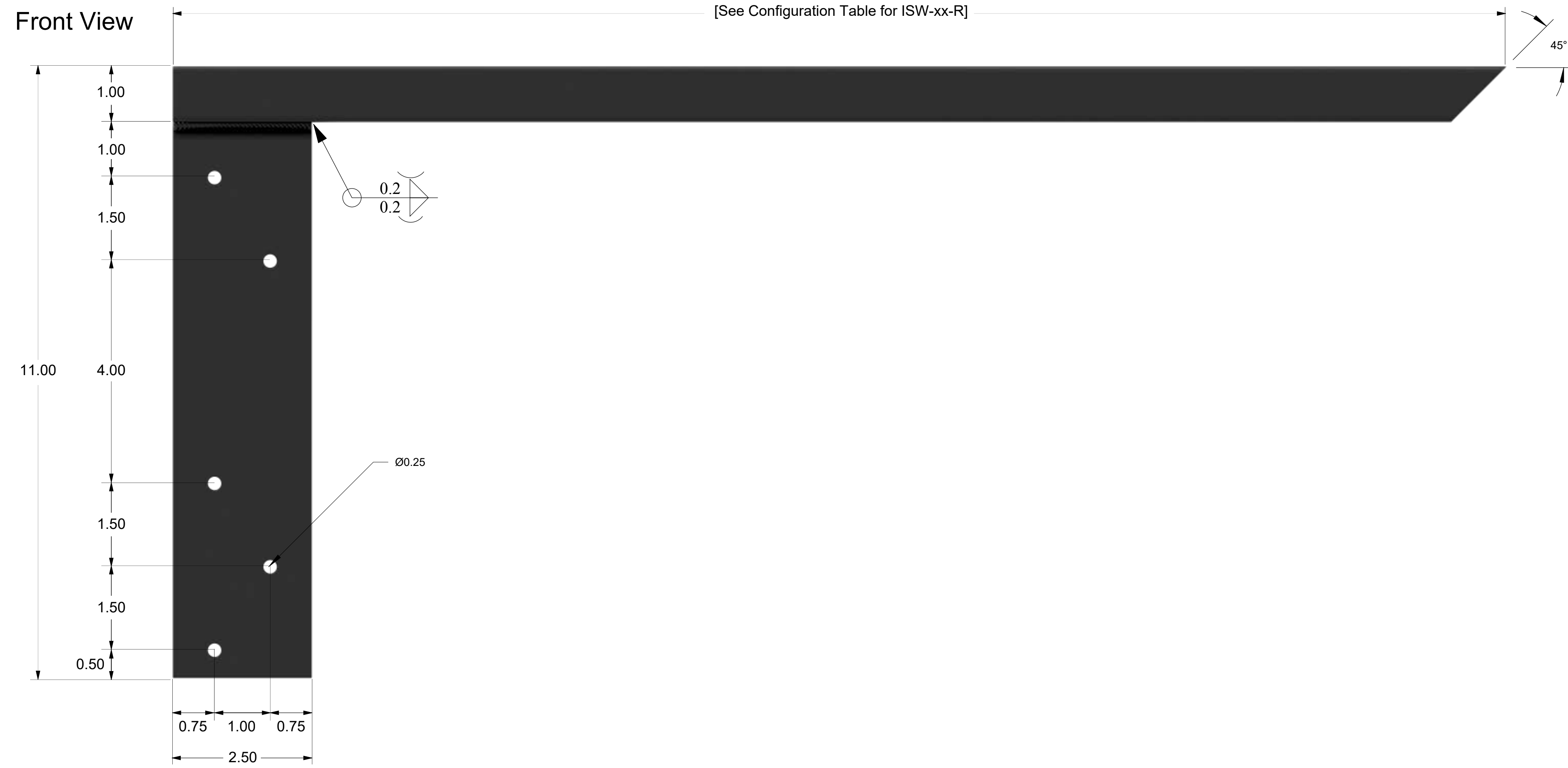


- NOTES: UNLESS OTHERWISE SPECIFIED
1. ALL DIMENSIONS ARE THEORETICALLY SHARP.
 2. REMOVE BURRS AND BREAK ALL SHARP EDGES .03 MAX.
 3. ALL DIMENSIONS ARE IN INCHES UNLESS OTHERWISE STATED.
 4. PARTS SHALL BE FREE OF GREASE AND CUTTING FLUID.
 5. COATED WITH A BLACK RUST INHIBITOR FINISH.

ISW-xx-R

REVISION STATUS - EACH SHEET IS MARKED WITH ITS REVISION				
ZONE	REV.	DESCRIPTION	DATE	APPROVED
	B		07/10/24	



Model	Length
ISW-08-L	8"
ISW-08-R	8"
ISW-10-L	10"
ISW-10-R	10"
ISW-12-L	12"
ISW-12-R	12"
ISW-14-L	14"
ISW-14-R	14"
ISW-16-L	16"
ISW-16-R	16"
ISW-18-L	18"
ISW-18-R	18"
ISW-20-L	20"
ISW-20-R	20"
ISW-22-L	22"
ISW-22-R	22"
ISW-24-L	24"
ISW-24-R	24"
ISW-26-L	26"
ISW-26-R	26"



UNLESS OTHERWISE SPECIFIED DIMENSIONS ARE IN INCHES	ENGINEER			TITLE
	ENGINEER			
TOLERANCES ARE:	CHECKED		MANAGER APPROVAL	DATE
	ANGLES	XX* = 1°		
.XX = .01	DRAWN	SMR	07/10/24	SIZE
.XXX = .005				DWG NO
<small>INTERPRET DRAWINGS IN ACCORDANCE WITH: ASME Y14.100 ENGINEERING DRAWING PRACTICES; ASME Y14.38 ABBREVIATIONS; ASME Y14.5 DIMENSIONING AND TOLERANCING; ASME Y14.6 SCREW THREAD REPRESENTATION; AWS A2.4 WELDING SYMBOLS; IEEE STD 315 SYMBOLS FOR ELECTRICAL AND ELECTRONIC DIAGRAMMS.</small>				<small>THE INFORMATION ON THIS DRAWING IS PROPRIETARY AND SHALL NOT BE DISCLOSED, USED OR DUPLICATED FOR PROCUREMENT OR MANUFACTURING PURPOSES WITHOUT THE EXPRESS WRITTEN CONSENT OF THE ORIGINAL GRANITE BRACKET.</small>
				SCALE
				SHEET 1 of 1

Support Bracket, Countertop, Industrial Side Wall, Hidden, Right & Left

ISW-xx-x

- NOTES: UNLESS OTHERWISE SPECIFIED
1. ALL DIMENSIONS ARE THEORETICALLY SHARP.
 2. REMOVE BURRS AND BREAK ALL SHARP EDGES .03 MAX.
 3. ALL DIMENSIONS ARE IN INCHES UNLESS OTHERWISE STATED.
 4. PARTS SHALL BE FREE OF GREASE AND CUTTING FLUID.
 5. COATED WITH A BLACK RUST INHIBITOR FINISH.

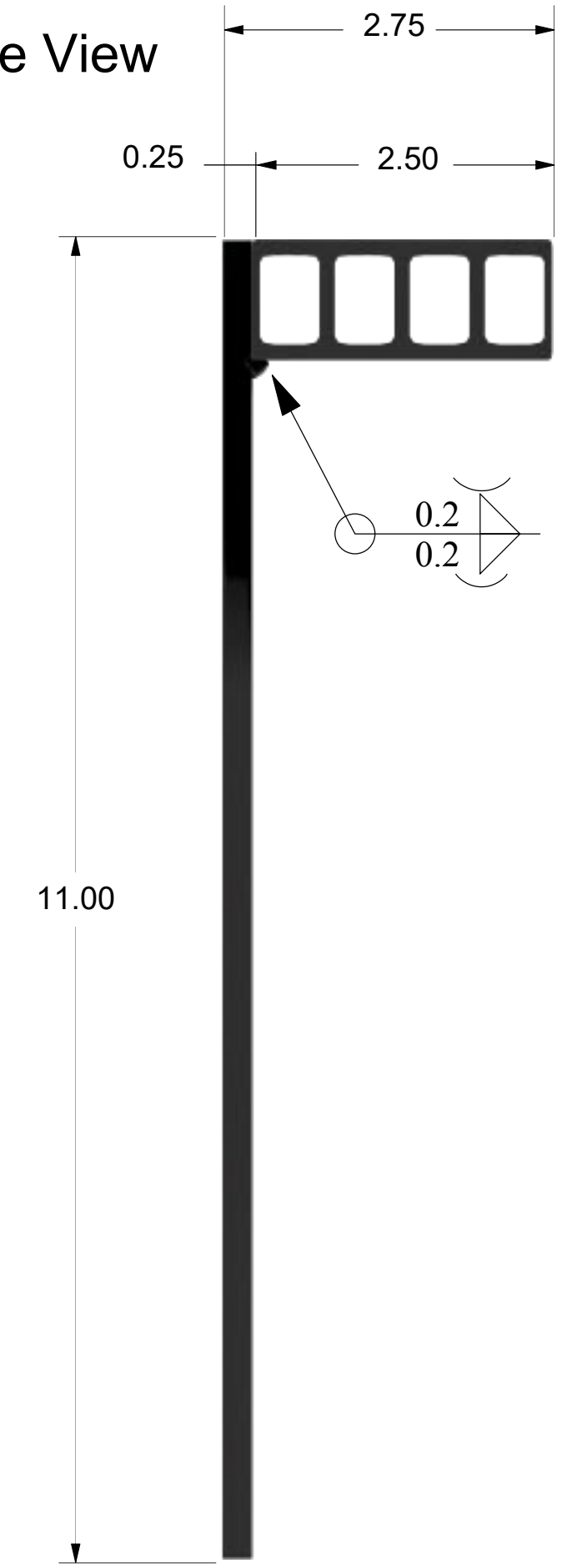
ISW-xx-L

REVISION STATUS - EACH SHEET IS MARKED WITH ITS REVISION				
ZONE	REV.	DESCRIPTION	DATE	APPROVED
	A		04/25/24	

Front View



Side View



Top View



APPROVED