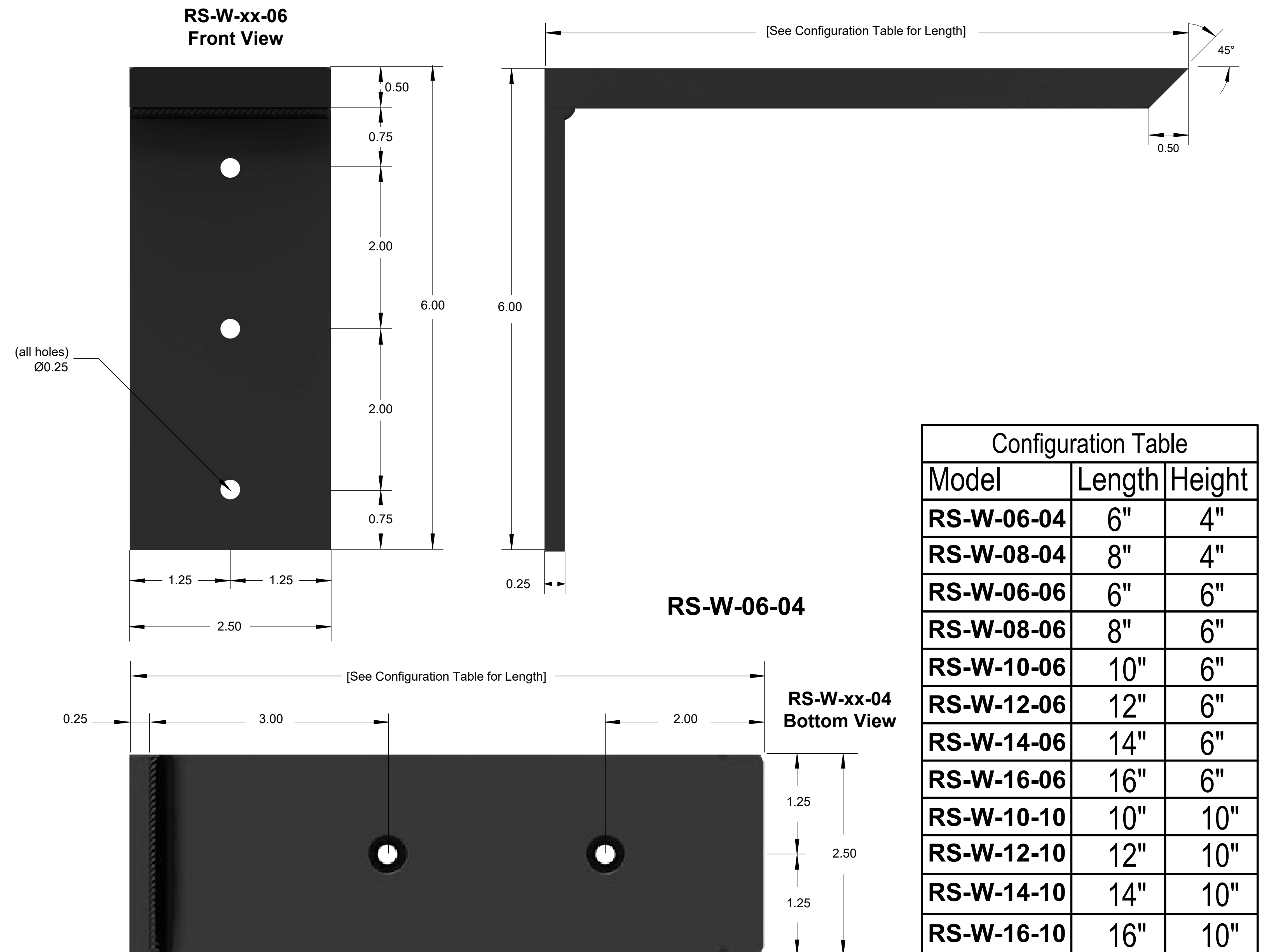
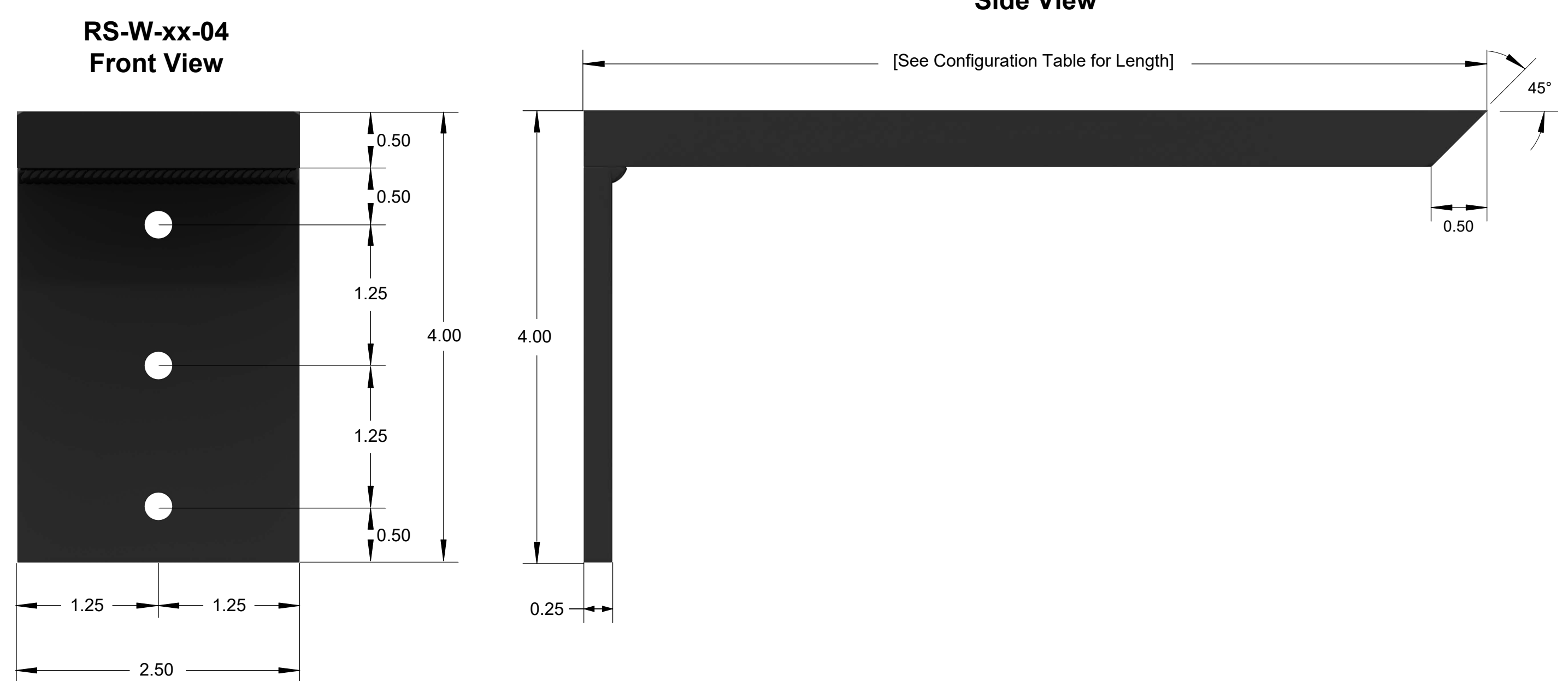



| REVISION STATUS - EACH SHEET IS MARKED WITH ITS REVISION | | | | |
|--|------|-------------|----------|----------|
| ZONE | REV. | DESCRIPTION | DATE | APPROVED |
| | A | | 07/16/24 | |

APPROVED



| Configuration Table | | |
|---------------------|--------|--------|
| Model | Length | Height |
| RS-W-06-04 | 6" | 4" |
| RS-W-08-04 | 8" | 4" |
| RS-W-06-06 | 6" | 6" |
| RS-W-08-06 | 8" | 6" |
| RS-W-10-06 | 10" | 6" |
| RS-W-12-06 | 12" | 6" |
| RS-W-14-06 | 14" | 6" |
| RS-W-16-06 | 16" | 6" |
| RS-W-10-10 | 10" | 10" |
| RS-W-12-10 | 12" | 10" |
| RS-W-14-10 | 14" | 10" |
| RS-W-16-10 | 16" | 10" |

- NOTES: UNLESS OTHERWISE SPECIFIED**
- ALL DIMENSIONS ARE THEORETICALLY SHARP.
 - REMOVE BURRS AND BREAK ALL SHARP EDGES .03 MAX.
 - ALL DIMENSIONS ARE IN INCHES UNLESS OTHERWISE STATED.
 - PARTS SHALL BE FREE OF GREASE AND CUTTING FLUID.
 - COATED WITH A BLACK RUST INHIBITOR FINISH.

| | | |
|---|------------------|--------------|
| UNLESS OTHERWISE SPECIFIED DIMENSIONS ARE IN INCHES | ENGINEER | |
| TOLERANCES ARE: | ENGINEER | |
| ANGLES | ENGINEER | |
| .XX = .01 XX* = 1° | CHECKED | |
| .XXX = .005 | DRAWN | SMR 07/16/24 |
| | MANAGER APPROVAL | |

THE ORIGINAL GRANITE BRACKET

Wood Shelf Bracket, Regular

| | | | |
|-------|-----------|------------|--------|
| SIZE | CAGE CODE | DWG NO | REV |
| D | | RS-W-xx-xx | A |
| SCALE | SHEET | | 1 of 1 |